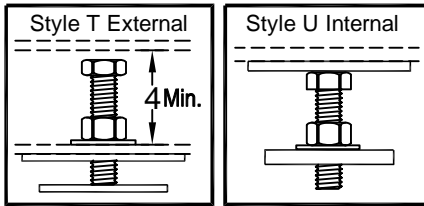


LOAD TRANSFER STYLES



Notes:

+ The ratio of the outer spring diameter to it's height at rated deflection is not under .8 and extra deflection is not less than 50%. Springs maybe clustered as shown and may include inner spring.


* Operating Height is $\pm 10\%$ accurate. Contact Caldyn if closer accuracy is needed.

@ Limit stops provide protection for drainage, wind and seismic that maybe adequate dependent on equipment and requirement.

^ Slightly taller spring. Contact Caldyn for verification.

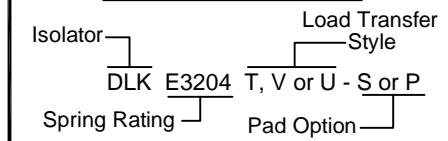
Installation Instructions
See file F92

Isolator Location



Isolator Location	Isolator Selection

TYPICAL CALLOUT



1 Inch Spring Deflection Rating

DLK Product Ratings	W x L	*Oper. HT.	FIG.
E21, E55, E79, E106 E143, E187, E244 E318, E415, E500, E633, E801	3 x 7	4 4-1/2	1
E1000, E1266 E1602	3 x 10	5	
E2000, E2532, E3204 E4128	5 x 9-1/2 6 x 9-1/2	5-1/2	1
E4500 E5697, E7209	7 x 12	6	
^E1490, ^E1810, ^E2210, ^E2705	4 x 8	6	1
^E3620, ^E4420, ^E5410	6 x 12	7	
^E7240, ^E8840, ^E10820	7 x 12	7-3/4	

2 Inches Spring Deflection Rating

DLK Product Ratings	W x L	*Oper. HT.	FIG.
FT41, FT60, FT85 FT121, FT171, FT241 F348, F453, F590, F787, F918	3 x 8	5-1/2 6 6-1/2	1
F1180, F1574, F1836 F2360, F3148, F3672	4 x 12 10 x 12	7 7-1/4	
F4077, F5310 F7083, F8262	10 x 15	8 8-1/2	2
^F1159, ^F1408 ^F1710, ^F2149, ^F2700	5 x 9	8-1/4 8-1/2	
^F3420, ^F4298, ^F5400 ^F6840, ^F8596	10 x 15	9-3/4 10-1/4	2
^F10800, ^F12949	12 x 15	11	



CALIFORNIA DYNAMICS CORPORATION
20500 PRAIRIE ST. CHATSWORTH CA, 91311
Phone 323-223-3882
Email: caldyn@caldyn.com

"CALL US - TO SET THINGS RIGHT"

JOB: _____
CUSTOMER: _____
TAG: _____

Dwg. No. **F529** Date **2/25/16**
PREP By: _____ Date _____
CHKD By: _____ Date _____
DO NOT SCALE DRAWING

TYPE
DLK
SPRING ISOLATOR
6 WAY RESTRAINED
1" and 2"
DEFLECTION