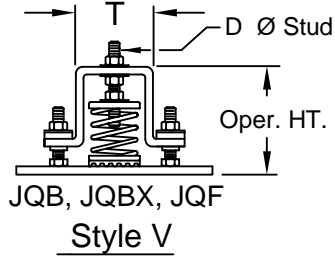
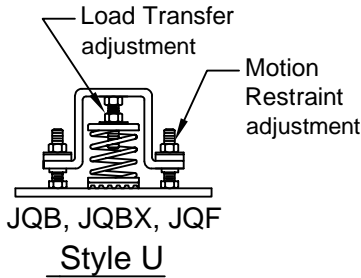
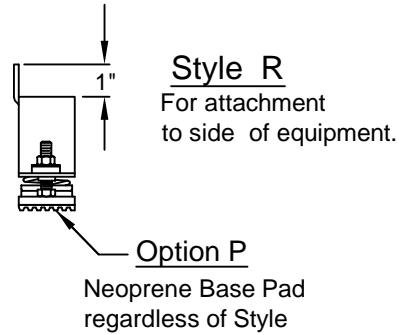
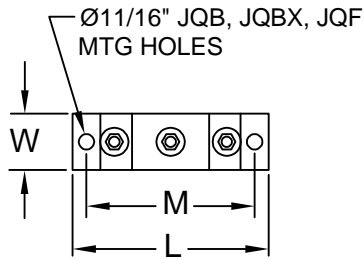
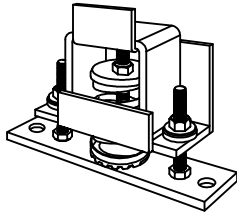


**JQBX Style R**  
shown



**Notes:**

Dimensions in Inches. Loads in Pounds.

Neoprene pad 1/4" thick under spring regardless of style.

Adjust Load Transfer while Motion Restraint adjustments are loose.

All JQ Isolator/Restrains feature large diameter springs with O.D. not less than 80% of rated deflection height.


**Surface Treatment**

Housings Hot Dip Galvanized (HDG)  
Hardware Zinc Plate.  
Springs Powder Coated Plated.

**Installation Instruction**

See file F78

**Isolator Locations**



Isolator Locations	Isolator Selections

**TYPICAL CALLOUT**

Housing Size **JQB G213 V P** Option  
Spring Size **JQB G213 V P** Style V, U, R

RATED LOAD	
G Springs 3" Deflection	
JQB/JQBX	JQF
3YW162	G853
G213	3YW1036
G303	G1223
3YW325	
3YW496	

OPA - 0070 PRE-APPROVED MAXIMUM ALLOWABLE LOADS		
SIZE	HORIZ.	VERT.
JQB	1000	1600
JQBX	1500	2000
JQF	2900	4000

HOUSING SIZE	L	W	M	T	D	Approx. Oper. HT.
JQB/JQBX	10-1/2	3-1/2	9	4	1/2	5 - 1/2
JQF	14	5	12	6	5/8	8



CALIFORNIA DYNAMICS CORPORATION  
20500 PRAIRIE ST. CHATSWORTH CA, 91311  
Phone 323-223-3882  
Email: caldyn@caldyn.com

"CALL US - TO SET THINGS RIGHT"

JOB: \_\_\_\_\_  
CUSTOMER: \_\_\_\_\_  
TAG: \_\_\_\_\_

Dwg. No. **F311** Date \_\_\_\_\_  
PREP By: \_\_\_\_\_ Date \_\_\_\_\_  
CHKD By: \_\_\_\_\_ Date \_\_\_\_\_  
DO NOT SCALE DRAWING

TYPE **JQ**  
ISOLATOR/RESTRAINTS WITH CALIFORNIA PRE-APPROVED SEISMIC PROTECTION  
OPA - 0070  
3" DEFLECTION