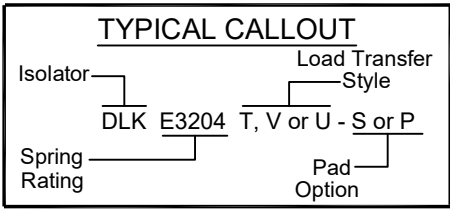
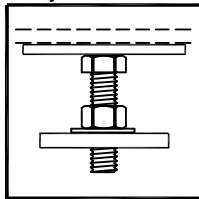
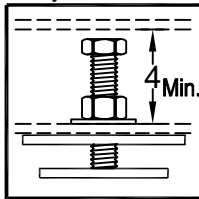


LOAD TRANSFER STYLES

Style T External

Style U Internal



2 Inch Nominal Spring Deflection										
Standard Dimensions***										
DLK Product Ratings	SIZE	FIG. 1	L x W	Stand. Height	Min. Height	FIG. 2	L x W	Stand. Height	Min. Height	
F236, F300, F472, F600	A	2 Hole	8 x 5	6 ³ / ₄	6 ³ / ₄ (MIN.)	4 Hole	12 x 12	6 ³ / ₄	6 ³ / ₄ (MIN.)	
FT241, F348, F453, F590, F676, F787, F918, F1023	B		10 x 10	9 ¹ / ₂	8 (MIN.)		12 x 12	9 ¹ / ₂	8 (MIN.)	
F348, F590, F676, F787, F918, F1023										
F1180, 1574, F1836			14 x 6	9 ¹ / ₂ (MIN.)	9 ¹ / ₂ (MIN.)		14 x 12	10 (MIN.)		
F1159, F1408, F1710, F2149, F2700										
F3420, F4298, F5400	C		15 x 8	10	8 ¹ / ₂ (MIN.)		10 (MIN.)	16 x 14	10	8 ¹ / ₂ (MIN.)
F1392, F1812, F2360, F2704, F3148, F3672, F4092										
F4636, F5632, F6840, F8596, F10800										

***CUSTOMIZABLE PARTS (CONTACT FACTORY OR YOUR LOCAL DISTRIBUTOR FOR MORE DETAILS)
NOTE1: SEISMIC / WIND RATINGS AVAILABLE

CALIFORNIA DYNAMICS CORPORATION
5572 ALHAMBRA AVE. LOS ANGELES CA, 90032
PH 323-223-3882 FAX 323-223-7941
email: caldyn@earthlink.net
"CALL US - TO SET THINGS RIGHT"
Assoc. Member

JOB: _____
CUSTOMER: _____
TAG: _____

Dwg. No. **F529B** Date **03/16/21**
PREP By: _____ Date _____
CHKD By: _____ Date _____
DO NOT SCALE DRAWING

TYPE **DLK**
SPRING ISOLATOR
2" NOMINAL DEFLECTION