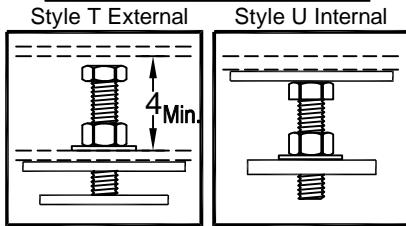



LOAD TRANSFER STYLES



Isolator Location



+ The ratio of the outer spring diameter to it's height at rated deflection is not under .8 and extra deflection is not less than 50%. Springs maybe clustered as shown and may include inner spring.

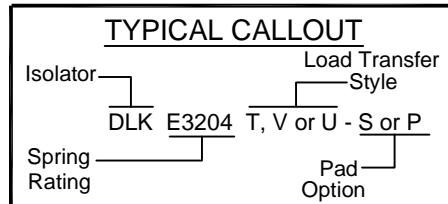
* Operating Height is ±10% accurate. Contact Caldyn if closer accuracy is needed.

@ Limit stops provide protection for drainage, wind and seismic that maybe adequate dependent on equipment and requirement.

^ Slightly taller spring.

Contact Caldyn for verification.

Isolator Location	Isolator Selection



1 Inch Spring Deflection Rating			
DLK Product Ratings	W x L	*Oper. Height	FIG.
E21, E55, E79, E106 E143, E187, E244 E318, E415, E500, E633, E801	3 x 7	4 4-1/2	1
E1000, E1266, E1602 E2000, E2532, E3204 E4128	3 x 10 5 x 9-1/2 6 x 9-1/2	5 5-1/2	
E4500 E5697, E7209	7 x 12	6	
^E1490, ^E1810, ^E2210, ^E2705 ^E3620, ^E4420, ^E5410 ^E7240, ^E8840, ^E10820	4 x 8 6 x 12 7 x 12	6 7 7-3/4	

2 Inches Spring Deflection Rating			
DLK Product Ratings	W x L	*Oper. Height	FIG.
FT41, FT60, FT85 FT121, FT171, FT241 F348, F453, F590, F787, F918	3 x 8	5-1/2 6 6-1/2	1
F1180, F1574, F1836 F2360, F3148, F3672	4 x 12 10 x 12	7 7-1/4	
F4077, F5310 F7083, F8262	10 x 15	8 8-1/2	2
^F1159, ^F1408 ^F1710, ^F2149, ^F2700	5 x 9	8-1/4 8-1/2	1
^F3420, ^F4298, ^F5400 ^F6840, ^F8596, ^F10800	10 x 15	9 10-1/2	2



CALIFORNIA DYNAMICS CORPORATION
5572 ALHAMBRA AVE. LOS ANGELES CA, 90032
PH 323-223-3882 FAX 323-223-7941

email: caldyn@earthlink.net
"CALL US - TO SET THINGS RIGHT"

Assoc. Member



JOB: _____
CUSTOMER: _____
TAG: _____

Dwg. No. F529	Date 01/28/14
PREP By:	Date
CHKD By:	Date
DO NOT SCALE DRAWING	

TYPE
DLK
SPRING ISOLATOR
6 WAY RESTRAINED
1" and 2"
DEFLECTION